

S18W

2500 W
1x 18" ACTIVE
SELF-POWERED
SUBWOOFER

NiTiD-S



INTEGRATED POWER & CONTROL WITH MULTIPLE PRESETS



INTEGRATED CARDIOID PRESETS



REAR PANEL TOUCHSCREEN GUI OPERATION



HIGH RESISTANCE POLYUREA® FINISH



EASY RIGGING & INSTALLATION ACCESSORIES

The new version of the compact and powerful 18" subwoofer, toned down frequency response, hits lower bass notes under a new amplification profile.

KEY FEATURES

TRANSDUCER TECHNOLOGY

Active subwoofer comprising a direct radiating 4-inch voice coil, 18" neodymium loudspeaker front loaded in a bass-reflex tuned enclosure with laminar ports.

AMPLIFICATION

Onboard 2500 W 3rd generation Class D amplification.

Universal switch mode power supply (SMPS) with Power Factor Correction (PFC), allowing constant power delivery from 85 to 265 VAC input and high efficiency (>90%), with extremely compact lightweight form factor.

Automatic EcoMode low power consumption mode when no signal input present.

Connectors mounted on an inclined, recessed moulded connector plate for improved security and environmental protection.

Double PowerCon® connectors (input & link).

ADVANCED DSP SYSTEM CONTROL

Onboard 64-bit precision DSP loudspeaker system control manages amplifier gain and cross-over settings, peak and thermal limiters and mutes. Includes adjustable 294 ms / 100 m delay line for extensive alignment delay and 5-band fully configurable parametric EQ.

High-order FIR filtering ensures fully phase coherent PEQ adjustment and absolute phase alignment of common cabinet couplings.

Extensively R&D'd factory presets provide instantaneous system configuration for common applications, including cardioid presets. A default preset perfectly phase aligns the subwoofer with any of the S-series active two-way systems.

Operation and monitoring of system parameters, presets and user-adjustments is via Amate Audio's unique rear-panel 3.5" TFT colour touchscreen GUI.

DESIGN & ACCESSORIES

Recessed ergonomic carry handles.

Exclusive 2mm black mesh speaker grilles with optimum perforation gradient and aesthetic appearance.

Multilayer birch plywood cabinet with Polyurea® coating, providing maximum robustness and strength for touring, events production, venue installation and other highly demanding applications.

M20 plate socket provided at the top side for 2-way enclosure coupling.

M6 rigging points for easy flying (with KRW118 accessory).


S18W

2500 W
1x 18" ACTIVE
SELF-POWERED
SUBWOOFER

NÍTiD-S

**TECHNICAL FEATURES**

Amplifier (program)	2500 W Class D
Input sensitivity	2 dBu – 1 V
Input impedance	50 kΩ Balanced
Mains	Universal Switch Mode Power Supply 85-265 V/ 45-65 Hz
Average current draw	4.5 A (Heavy duty musical program)
SPL(1m)	132 dB musical program, 135 dB peak
Built-in DSP	64-bit processing unit. Includes factory presets
AD/DA converters	24 bit – 48 kHz
Standby mode consumption	8 W @230VAC
Adjustable delay line	294 ms / 100 m
Crossover frequency	80 Hz / 90 Hz / 100 Hz
Frequency Response (-10dB)	33 Hz – 140 Hz (LPF100)
Components (LF)	18" neodymium woofer (4" voice coil)
Directivity (-6dB)	Omnidirectional
Directivity factor (Q)	1
Directivity Index (DI)	0 dB
Weight	56 Kg
Dimensions (H x W x D)	555 x 740 x 748 mm
Finish	Multilayer birch plywood with high resistant black Polyurea® coating
Grille	2 mm powder coated steel with black acoustic mesh
Rigging	M6 points
Connectors	1x XLR input / 1x XLR link / 1x AC PowerCon® input / 1x AC PowerCon® link

DISCOVER NÍTiD**UNIQUE DESIGN**

New S-series models build on the success, innovation and best-in-class performance of the original Nítid designs with improved features including a recessed moulded connector plate, more highly stylised form factor and improved robustness of the world's most acoustically transparent pro-audio speaker grille.

**THE PERFECT BALANCE**

An ongoing programme of research and development ensures that Nítid series loudspeakers continue to achieve the highest levels of output and performance from the most compact sized designs, in an unrivalled synthesis of engineering and aesthetic form.



SIDE VIEW



FRONT VIEW WITHOUT GRILLES



REAR VIEW



BOTTOM VIEW



TOP VIEW

S18W

2500 W
1x 18" ACTIVE
SELF-POWERED
SUBWOOFER

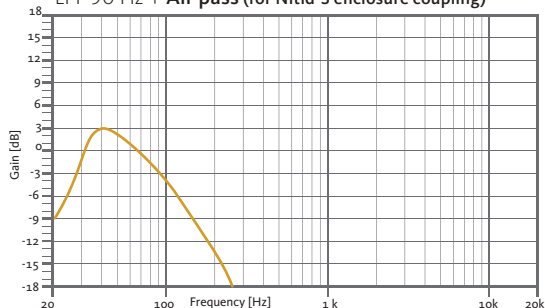
NITID-S



BUILT-IN PRESETS

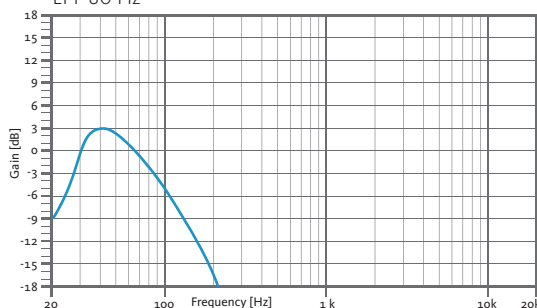
S-ALIGNED

LPF 90 Hz + All-pass (for Nitid-S enclosure coupling)



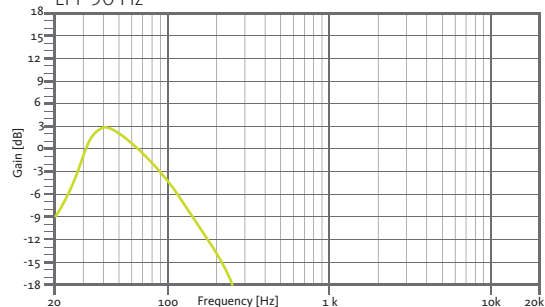
LPF80

LPF 80 Hz



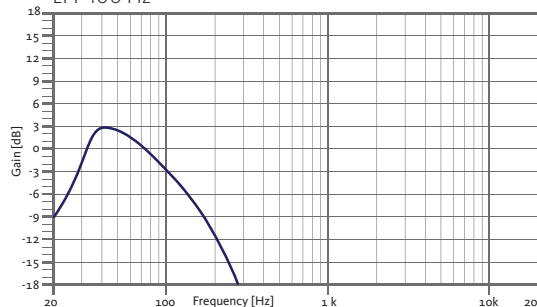
LPF90

LPF 90 Hz

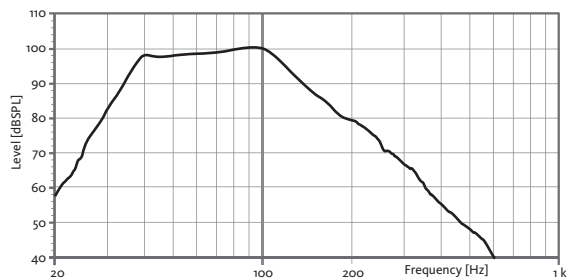


LPF100

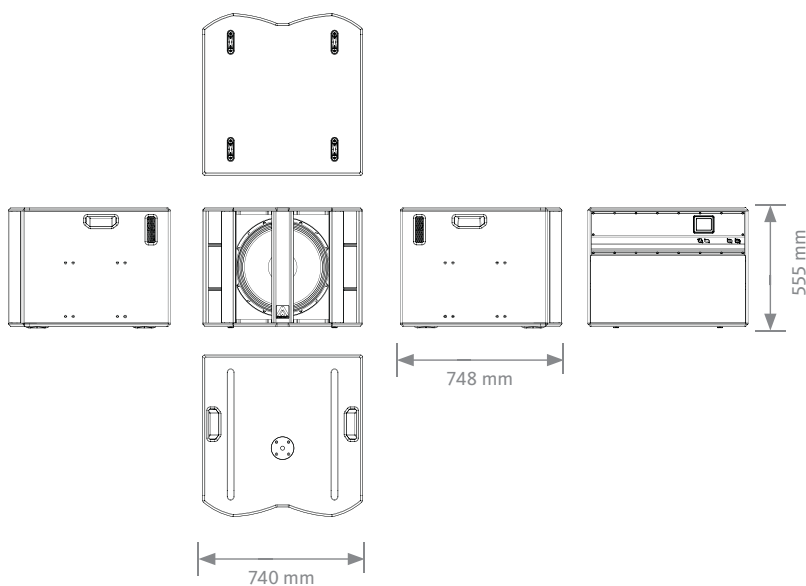
LPF 100 Hz



FREQUENCY RESPONSE 1W/1m (LPF100 PRESET)

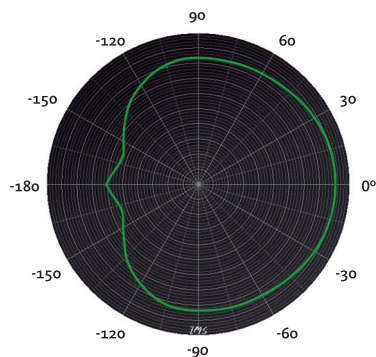


CAD DRAWING SCHEME



EASY CARDIOID CONFIGURATION THROUGH DEDICATED PRESETS

63 Hz



S18W

2500 W
1x 18" ACTIVE
SELF-POWERED
SUBWOOFER

NÍTiD-S



ACCESSORIES

FLYING HARDWARE KRW118
For flying S18W



BUMPER BRWX
For flying S18W



PROTECTION COVER NC-XW118



DISTANCE ROD M20 SP-CRTL
Ø: 35 mm
Length: 55 cm ~ 90 cm
Thread: M20



TROLLEY TR-XW118
Wooden plate with reinforced wheels



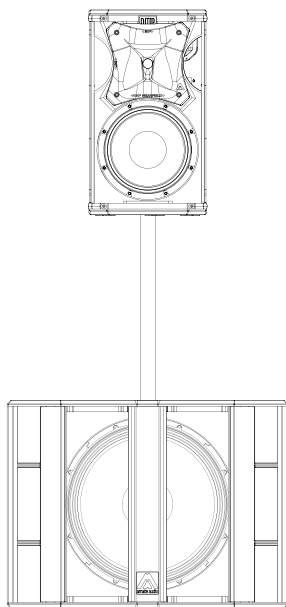
TOUCHSCREEN CONTROL



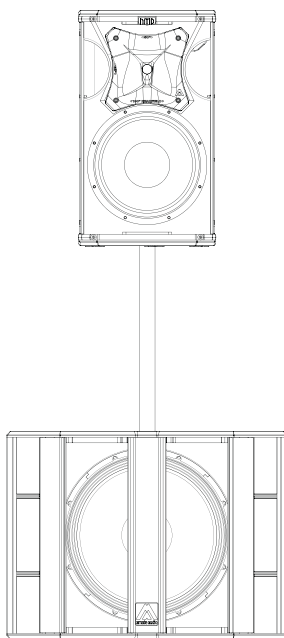
Amate Audio's latest generation DSP System management is integrated with 3rd generation Class D amplification. Colour touchscreen operation and monitoring of DSP System includes access to powerful presets - engineered by Amate Audio R&D team – that instantly configure your Nítid loudspeaker for the majority of common application environments within seconds, prior to rigging or installation.

RECOMMENDED SET-UP'S

S18W + S10



S18W + S12



S18W + S15

